


# IASO-W10B-N6210

10.1" Medical Panel PC with Intel® Celeron® N6210 processor



## Features

- » Intel® Celeron® Processor N6210
- » Programmable LED light bar on both sides
- » 10-point PCAP touch with optical bonding
- » IEEE 802.3 PoE (optional)
- » RFID (NFC) reader (optional)

## Specifications

Form factor	
Form factor	» Intel® Celeron® Processor N6210
	» Programmable LED light bar on both sides
	» 10-point PCAP touch with optical bonding
	» IEEE 802.3 PoE (optional)
	» RFID (NFC) reader (optional)
System	
Cooling method / System Fan	Fanless
CPU	Intel® Celeron® N6210 (Elkhart Lake, 6.5W TDP)
SSD	1 x M.2 2242 M key (PCIe/SATA signal)
Communication	
Bluetooth	BT v5.0 (M.2 2230 A-E key)
Wi-Fi	IEEE 802.11ax 2T2R module (Wi-Fi 6E)
I/O Interface	
Ethernet	1 x Intel® I225 Ethernet Controller
Audio	AMP 1W + 1W (internal speaker)
RAM	1 x DDR4 SO-DIMM slot
Power	
Input	12V DC jack
	Class 5 (IEEE802.3bt) PD device w/ full loading taken on I/O
Power adapter	65W medical grade power adapter
Environment	
Operating Temperature	-20°C – 40°C
Operating Vibration	1G
Operating Shock	Operating shock: 5G peak acceleration (11ms duration)
	Non-operating shock: 15G peak acceleration (11ms duration)
Safety & EMC	CE, FCC Class B Part18
	EN 60601-1: 2006/A1:2013 (Edition 3.1)
	EN 60601-1-2: 2015 (Edition 4.0)
Humidity	10% – 95% (non-condensing)
Storage Temperature	-20°C – 60°C
IP Level	Front: IP65
Physical Characteristics	

Mounting	Wall, Stand and Arm; VESA 75 compliant
Dimensions (LxWxH) (mm)	261 x 196.4 x 40
Net Weight	1.49 kg
Construction	Rear cover: ABS+PC plastic (ENH2900)
Construction Front Panel	Front: PC
<b>LCD</b>	
Size	10.1" (16:10)
Resolution	1280 x 800
Brightness (cd/m2)	400
Contrast Ratio	800:1
LCD Color	16.7M (RGB 6-bit + Hi-FRC)
Pixel Pitch (mm)	0.1695 x 0.1695
Viewing Angle (H-V)	178° /178°
Backlight MTBF	30,000 (LED backlight)
<b>Touch</b>	
Touch Screen	Projected capacitive type with 10-point multi-touch and optical bonding
Touch Controller	EETI
<b>Other Features</b>	
Audio	AMP 1W + 1W (internal speaker)
LED Light Bar	2 x LED light bar
Microphone	1 x Digital microphone
<b>I/O Interface</b>	
I/O Interface	1 x AT/ATX Switch
	1 x Audio(jack (TRRS))
	1 x HDMI(output)
	1 x LAN(2.5GbE supporting PoE (with 1.5kV isolation))
	1 x Reset Button
	1 x RS-232
	2 x USB 3.2 Gen1x1(5Gb/s)

## Ordering Information

IASO-W10B-N6210/4G-R10	10.1" 400cd/m <sup>2</sup> medical panel PC with Intel® Elkhart Lake TDP 6.5W Celeron® N6210, one 4GB DDR4 RAM,Wi-Fi 6E module, PCAP touchscreen
IASO-W10B-N6210/4G/PoE-R10	10.1" 400cd/m <sup>2</sup> medical panel PC with Intel® Elkhart Lake TDP 6.5W Celeron® N6210, one 4GB DDR4 RAM,Wi-Fi 6E module, PCAP touchscreen, IEEE802.3 PoE

## Packing List

1 x Power Adapter	1 x Power Cord
-------------------	----------------

## Intel® Celeron® N6210 (Elkhart Lake, 6.5W TDP)

### ■ CPU TDP 6.5W

Either lower power consumption at the same performance, or higher performance at equal TDP

### ■ Integrated gigabit Ethernet (2.5GbE)

Hard real-time—even via standard Ethernet

### ■ Up to a 1.7x improvement in single-thread performance

Processor performance boost

- Up to a 1.5x improvement in multi-thread performance generation over generation

Processor performance boost

- Up to 2x performance improvement in graphics over previous generation

Doubling graphics speed for immersive experiences

## Programmable LED Light Bars on Both Sides

### 1. LED light bars on both sides

Bright and simple outlook with programmable LED lights on both sides. The colorful light and display can be adjusted according to use conditions.

### 2. Usage scenarios

It can be used to detect the status light signal, or to warn the ward aisle.

### 3. Programmable LEDs

Each light bar has 10 programmable RGB LEDs with IEC62471 certification.

### 4. Translucent front frame

The front frame is made of translucent material to make the frame light and thin.



## Color Codes for Safety Signs

- IEC60601-1-8: General requirements, tests and guidance for alarm systems in medical electrical equipment and medical electrical systems.
- ANSI Z535.1-2017: A standard that describes the color codes that can be used on accident prevention signs, labels, and tags. This also includes the marking and location of first aid equipment, fire extinguishers, trip/slip hazards, and other potential hazards or safety equipment.




	IEC60601-1-8		ANSI Z535.1-2017
■ <b>Red</b>	Flashing	High priority alarm condition: Immediate action to prevent injury.	Fire protection equipment and apparatus, danger signs, containers of flammable liquids, lights at barricades, stop button/switches. (PMS 186)
	Not flashing	Warning: Avoidance of a HAZARDOUS SITUATION which could cause death or serious injury	
■ <b>Yellow</b>	Flashing	Medium priority alarm condition: Prompt action to prevent injury.	Specific physical hazards (including falling, tripping and striking) and designating caution (including cabinets, cans and containers for explosives, corrosives or unstable materials). (PMS 109)
	Not flashing	Caution: Avoidance of a HAZARDOUS SITUATION which could cause minor or moderate injury or equipment damage.	
■ <b>Green</b>	Ready for use		Safety information and first aid or safety equipment. (PMS 335)
■ <b>Orange</b>	The significance of these colors may be defined by the end-user.		Signs and equipment designating dangerous or energized machines/equipment. (PMS 151)
■ <b>Blue</b>	The significance of these colors may be defined by the end-user.		Information not immediately safety-related (i.e. property policies including safety gear requirements). (PMS 285)
■ <b>Purple</b>	The significance of these colors may be defined by the end-user.		The significance of purple may be defined by the end-user, but purple (or the combination of purple and yellow) has become the de facto standard for radiation hazards. (PMS 259)
■ <b>Gray</b>	The significance of these colors may be defined by the end-user.		The significance of these colors may be defined by the end-user.
■ <b>Black</b> ■ <b>White</b> or any combo of these and/or Yellow	The significance of these colors may be defined by the end-user.		

## RFID Reader (optional)

An RFID dual-band card is capable of reading both 125 kHz and 13.56 MHz credentials.



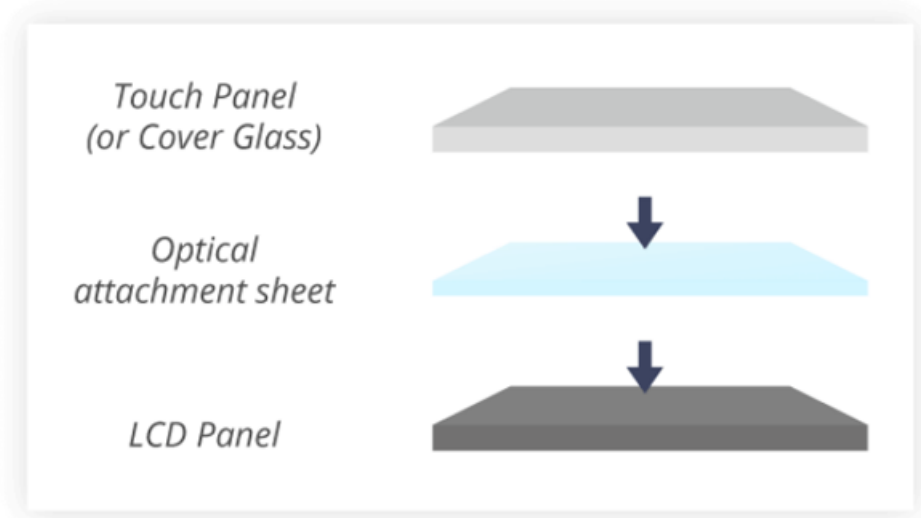


Hidden RFID Reader

	Frequency	Range	Cost	Memory	Penetration of Materials	Data Rate	Reader Cost	Read Multiple Tags	Applications
<b>LF</b>	125 - 134.2 KHz	0.2 - 2m	Typ. 3GBP	Typ. 64 bits	V. Good	Slow	50 - 500 GBP	Poor	Animal Tags. Vehicle Immobilisers. Industrial Applications
<b>HF</b>	13.56 MHz	Up to 1m	Typ. 0.50GBP	Typ. 2048 bits	Good	Fast	50 - 3000 GBP	Good	Item Tracking. Access Control. Smart Labels

## 10-Point Touch Screen with Optical Bonding

10-Point touch screen with 6H surface scratch resistance supports control with multiple layers of surgical gloves. Optical bonding can dramatically reduce the internal reflections, help improve the brightness and contrast ratio of the display, enhance system ruggedness, and strengthen shock and vibration resistance.





LCD Humid & Dust ProtectionPanel



Anti-UV



Medical glove touch

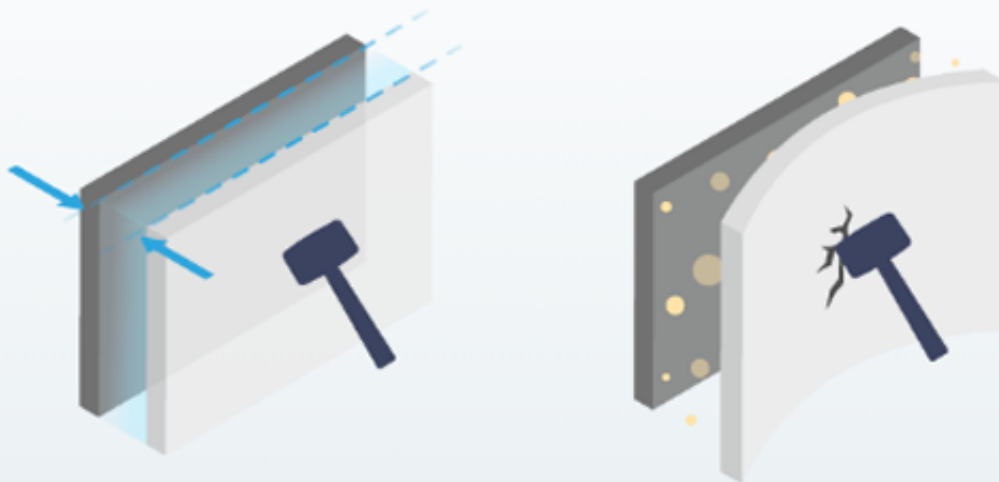


Reduced Weight

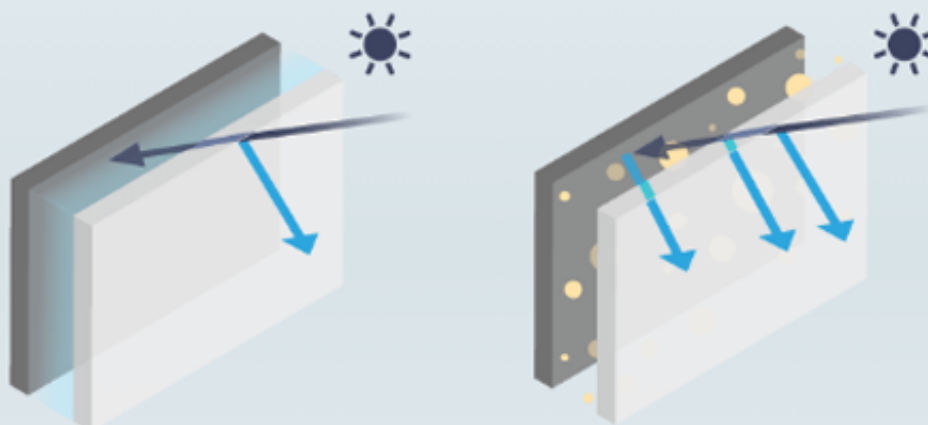


Better Visibility

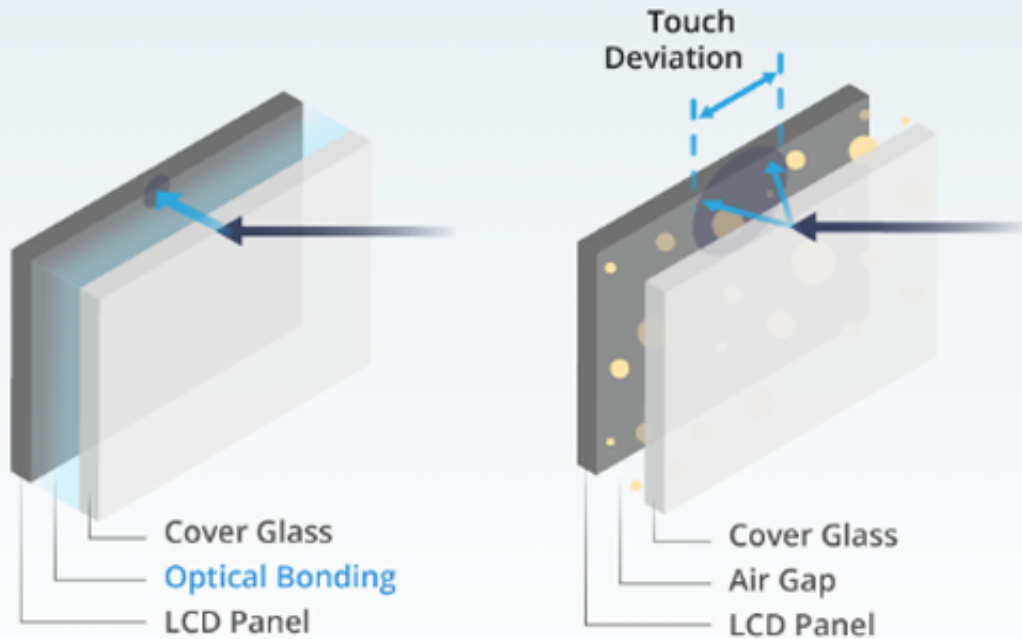
## *Enhanced Durability*



## *Optical Bonding*




## Precise Touch Control



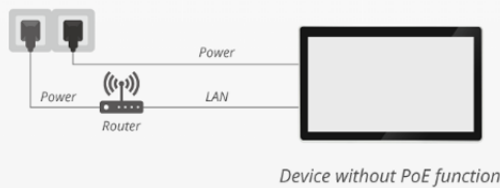
## Power over Ethernet (optional)

Providing efficient power with less cabling for best performance.



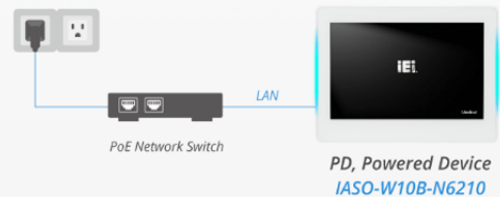
### Before

Device without PoE: mess cabling, not easy to clean and manage.



### After

Device with PoE: provides both data and power over a single Ethernet cable.





■ IASO-W10B-N6210 compliant  
with IEEE802.3at Class 4 & IEEE 802.3bt Class 5

Class	PSE Output(W)	PD Input(W)	PoE Type	Standard
0	15.4	12.95	1	IEEE 802.3af
1	4	3.84	1	
2	7	6.49	1	
3	15.4	12.95	1	
4	30	25.5	2	IEEE 802.3at
5	45	40	3	IEEE 802.3bt
6	60	51	3	IEEE 802.3bt
7	75	62	4	
8	90	73	4	IEEE 802.3bt

## AI Audio Analytics Workflow

IASO-W10B-N6210 provides fully deep learning-based, top-quality AI audio analytics. Real-time detect emergencies in the hospital lounge/ward, including under-staffed areas, restricted areas and surveillance blind spots. Notify staffs to enable faster response and reduce rescue time.




## In-Wall Mounting

- » Easy maintenance – just removing five screws for disassembly.
- » IASO-W10B-N6210 can be embedded in or on the wall.





## I/O Interface



## Dimensions

